



























































23 200m Backstroke Men Heat



Official

Rank	Competitor	Age	Club	RT	PTS	Result	
1	 Josh Edwards- ξ	23		0.60		2:01.75 Entry: 1:56.28 +5.47	QA
	50m: 28.57 100m: 58.82 (30.25) 150m: 1:29.86 (31.04) 200m: 2:01.75 (31.89)						
2	 Ariel Muchiraho	17		0.71		2:02.48 Entry: 1:58.78 +3.70	QA
	50m: 28.33 100m: 58.88 (30.55) 150m: 1:30.73 (31.85) 200m: 2:02.48 (31.75)						
3	 Kane Follows	28		0.65		2:03.57 Entry: 1:58.39 +5.18	QA
	50m: 28.22 100m: 59.37 (31.15) 150m: 1:30.47 (31.10) 200m: 2:03.57 (33.10)						
4	 Samuel Poching	23		0.66		2:04.75 Entry: 2:00.54 +4.21	QA
	50m: 29.00 100m: 1:00.38 (31.38) 150m: 1:33.02 (32.64) 200m: 2:04.75 (31.73)						
5	 TeRauroha Pak	15		0.63		2:05.74 Entry: 2:01.51 +4.23	QA
	50m: 28.20 100m: 59.82 (31.62) 150m: 1:32.98 (33.16) 200m: 2:05.74 (32.76)						
6	 Mitch Ellis	17		0.67		2:07.30 Entry: 2:07.19 +0.11	QA
	50m: 28.67 100m: 1:01.32 (32.65) 150m: 1:34.21 (32.89) 200m: 2:07.30 (33.09)						
7	 Lucas Bell	17		0.58		2:07.46 Entry: 2:05.53 +1.93	QA
	50m: 28.70 100m: 1:01.51 (32.81) 150m: 1:34.80 (33.29) 200m: 2:07.46 (32.66)						
8	 Alessandro Esp	21		0.54		2:07.82 Entry: 2:01.26 +6.56	QA
	50m: 29.00 100m: 1:01.51 (32.51) 150m: 1:34.77 (33.26) 200m: 2:07.82 (33.05)						
9	 Daniel Williams	19		0.55		2:08.01 Entry: 2:05.69 +2.32	QC
	50m: 29.93 100m: 1:02.55 (32.62) 150m: 1:35.29 (32.74) 200m: 2:08.01 (32.72)						
10	 Alfie Weatherst	18		0.49		2:08.73 Entry: 2:01.89 +6.84	QB
	50m: 30.28 100m: 1:02.75 (32.47) 150m: 1:35.57 (32.82) 200m: 2:08.73 (33.16)						
11	 Brandon Holder	19		0.61		2:10.00 Entry: 2:08.13 +1.87	QC
	50m: 30.11 100m: 1:03.07 (32.96) 150m: 1:36.49 (33.42) 200m: 2:10.00 (33.51)						
12	 Liam Rees	19		0.61		2:10.29 Entry: 2:05.19 +5.10	QC
	50m: 29.55 100m: 1:02.66 (33.11) 150m: 1:36.69 (34.03) 200m: 2:10.29 (33.60)						
13	 Tyson Lynch	18		0.58		2:12.54 Entry: 2:10.07 +2.47	QB
	50m: 31.63 100m: 1:04.92 (33.29) 150m: 1:39.08 (34.16) 200m: 2:12.54 (33.46)						

14	 Hans Haufe	18		0.58	2:13.23 Entry: 2:06.30 +6.93	QB
	50m: 30.13 100m: 1:03.84 (33.71) 150m: 1:38.99 (35.15) 200m: 2:13.23 (34.24)					
15	 Harrison James	18		0.60	2:13.45 Entry: 2:06.05 +7.40	QB
	50m: 29.53 100m: 1:03.84 (34.31) 150m: 1:38.78 (34.94) 200m: 2:13.45 (34.67)					
16	 Ryan Hewertso	17		0.60	2:14.71 Entry: 2:08.34 +6.37	QB
	50m: 30.60 100m: 1:04.15 (33.55) 150m: 1:39.67 (35.52) 200m: 2:14.71 (35.04)					
17	 Yeenok Zhang	18		0.55	2:15.47 Entry: 2:08.53 +6.94	QB
	50m: 30.46 100m: 1:05.08 (34.62) 150m: 1:40.71 (35.63) 200m: 2:15.47 (34.76)					
18	 Samuel Delama	16		0.68	2:15.87 Entry: 2:18.49 -2.62	QC
	50m: 31.73 100m: 1:06.77 (35.04) 150m: 1:41.86 (35.09) 200m: 2:15.87 (34.01)					
19	 Osbert Gu	17		0.71	2:16.33 Entry: 2:13.06 +3.27	QB
	50m: 29.62 100m: 1:02.29 (32.67) 150m: 1:38.49 (36.20) 200m: 2:16.33 (37.84)					
20	 Noah Lomas	14		0.60	2:16.57 Entry: 2:16.76 -0.19	QC
	50m: 31.81 100m: 1:06.92 (35.11) 150m: 1:42.98 (36.06) 200m: 2:16.57 (33.59)					
21	 Yen-Cheng Lee	17		0.58	2:16.68 Entry: 2:14.45 +2.23	QB
	50m: 31.77 100m: 1:06.37 (34.60) 150m: 1:41.95 (35.58) 200m: 2:16.68 (34.73)					
22	 Vincent Downs-	27		0.58	2:16.86 Entry: 2:10.14 +6.72	QC
	50m: 32.09 100m: 1:07.44 (35.35) 150m: 1:42.62 (35.18) 200m: 2:16.86 (34.24)					
23	 Josiah Joyce	17		0.56	2:17.02 Entry: 2:12.43 +4.59	QC
	50m: 31.86 100m: 1:06.89 (35.03) 150m: 1:42.12 (35.23) 200m: 2:17.02 (34.90)					
23	 Timothy Chin	15		0.59	2:17.02 Entry: 2:13.82 +3.20	QC
	50m: 31.48 100m: 1:06.43 (34.95) 150m: 1:42.17 (35.74) 200m: 2:17.02 (34.85)					
25	 Sam Rowe	17		0.62	2:18.00 Entry: 2:13.19 +4.81	
	50m: 31.91 100m: 1:07.05 (35.14) 150m: 1:42.39 (35.34) 200m: 2:18.00 (35.61)					
26	 Reon Oosthuizen	18		0.56	2:19.73 Entry: 2:11.34 +8.39	
	50m: 31.26 100m: 1:06.27 (35.01) 150m: 1:43.47 (37.20) 200m: 2:19.73 (36.26)					
27	 Nico Solodi	19		0.60	2:20.87 Entry: 2:11.94 +8.93	
	50m: 32.45 100m: 1:07.52 (35.07) 150m: 1:44.54 (37.02) 200m: 2:20.87 (36.33)					
28	 Lucas Perceval	18		0.64	2:21.13 Entry: 2:12.75 +8.38	
	50m: 31.86 100m: 1:07.74 (35.88) 150m: 1:45.30 (37.56) 200m: 2:21.13 (35.83)					
29	 Clement Choo	16		0.64	2:21.75 Entry: 2:17.45 +4.30	

50m: 32.30 100m: 1:07.73 (35.43) 150m: 1:44.91 (37.18) 200m: 2:21.75 (36.84)



30  Levi Dixon 14  0.75 **2:21.83**
Entry: 2:19.90 **+1.93**
50m: 32.55 100m: 1:08.08 (35.53) 150m: 1:45.13 (37.05) 200m: 2:21.83 (36.70)

31  Samuel Asiata 17  0.59 **2:22.43**
Entry: 2:17.46 **+4.97**
50m: 32.09 100m: 1:08.05 (35.96) 150m: 1:45.53 (37.48) 200m: 2:22.43 (36.90)

32  Dylan Greupink 17  0.56 **2:22.46**
Entry: 2:18.18 **+4.28**
50m: 31.99 100m: 1:08.06 (36.07) 150m: 1:46.06 (38.00) 200m: 2:22.46 (36.40)

33  Koby Piggott 16  0.60 **2:23.32**
Entry: 2:18.10 **+5.22**
50m: 32.33 100m: 1:08.20 (35.87) 150m: 1:45.27 (37.07) 200m: 2:23.32 (38.05)

34  Michael Yang 14  0.70 **2:25.86**
Entry: 2:20.39 **+5.47**
50m: 34.08 100m: 1:10.72 (36.64) 150m: 1:48.62 (37.90) 200m: 2:25.86 (37.24)

35  Lance Dustow S19 25  0.85 510 **2:51.26**
Entry: 2:40.99 **+10.27**
50m: 39.74 100m: 1:23.14 (43.40) 150m: 2:07.77 (44.63) 200m: 2:51.26 (43.49)

36  Luka Willems S18 23  0.81 338 **4:11.65** S18 NZR
Entry: 4:25.54 **-13.89**
50m: 100m: 2:05.61 (2:05.61) 150m: 3:11.80 (1:06.19) 200m: 4:11.65 (59.85)